

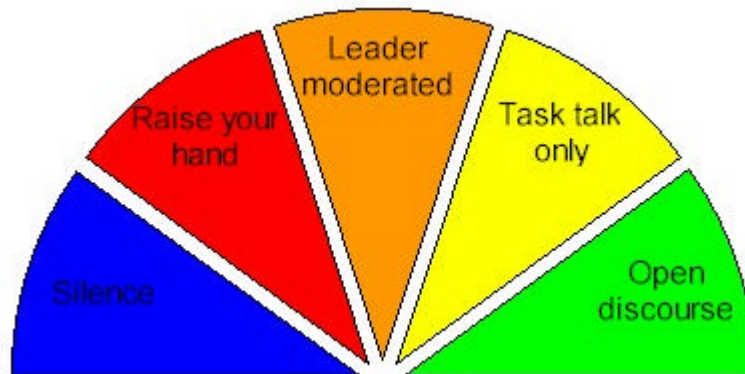
# The “Talk Meter” and Classroom Noise Control

## OVERVIEW

Many students have difficulty adjusting to the give and take of High school classroom conversation. As a reminder of the different types of desirable classroom environments, our classroom will use a visual aid to indicate the classroom environment that is desirable at any particular point in time.

## THE TALK METER

The talk meter is located on a bulletin board at the front of the room. It looks like the image below, but it has a black pointer to indicate the environment.



## EXPLANATION OF THE FIVE DESIRABLE ENVIRONMENTS



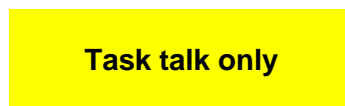
No noise or communication; usually governed by chime.



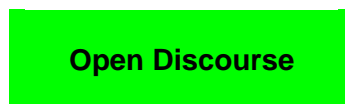
Raise hand; speak only when recognized by leader.



One person speaks at a time; leader conducts *traffic control*.



Low-level civil conversation that is pertinent to the learning task at hand.



Open, unstructured, yet civil conversation guided by individual self-control.

## EXPECTATIONS

The students and teacher are expected to match their speech with the environment indicated by the Talk Meter. The teacher and the students will collaborate to choose the environment.